

Scaled data based on original data using
LM-79-08 Approved Method: Electrical and Photometric Measurements of Solid-
State Lighting Products

Test Report Prepared for
Cooper Lighting Solutions
(formerly Eaton)

Brand: INVUE

Report Number: P401100

Luminaire Tested: **ENT-SA1B-730-U-T2**

Issue Date: 5/20/2020

Test Information

Test Method: LM-79-08
Report Number: P401100
TEST IS SCALED FROM IESNA LM-79-08 TEST DATA (G1-2004-754-11)
Test Lab: INNOVATION CENTER
Issue Date: 5/20/2020
Manufacturer: COOPER LIGHTING SOLUTIONS (FORMERLY EATON)
Product Line: INVUE
Catalog Number: ENT-SA1B-730-U-T2
Description: ENTRI LED LUMINAIRE
(1) 70 CRI, 3000K, 450mA LIGHTSQUARE WITH 16 LEDS AND TYPE II OPTICS
Light Source: -
Ballast/Driver: ELECTRONIC DRIVER

Summary

Lumens per Lamp: N/A
Luminaire Lumens: 3107 lumens
Efficiency: N/A
Efficacy: 122.3 lumens/watt
Luminous Opening: Rectangular (W 0.5' x L: 0.5' x H: 0')
IES Classification: Type III - Medium - Non-Cutoff
BUG Rating: B1 - U0 - G1

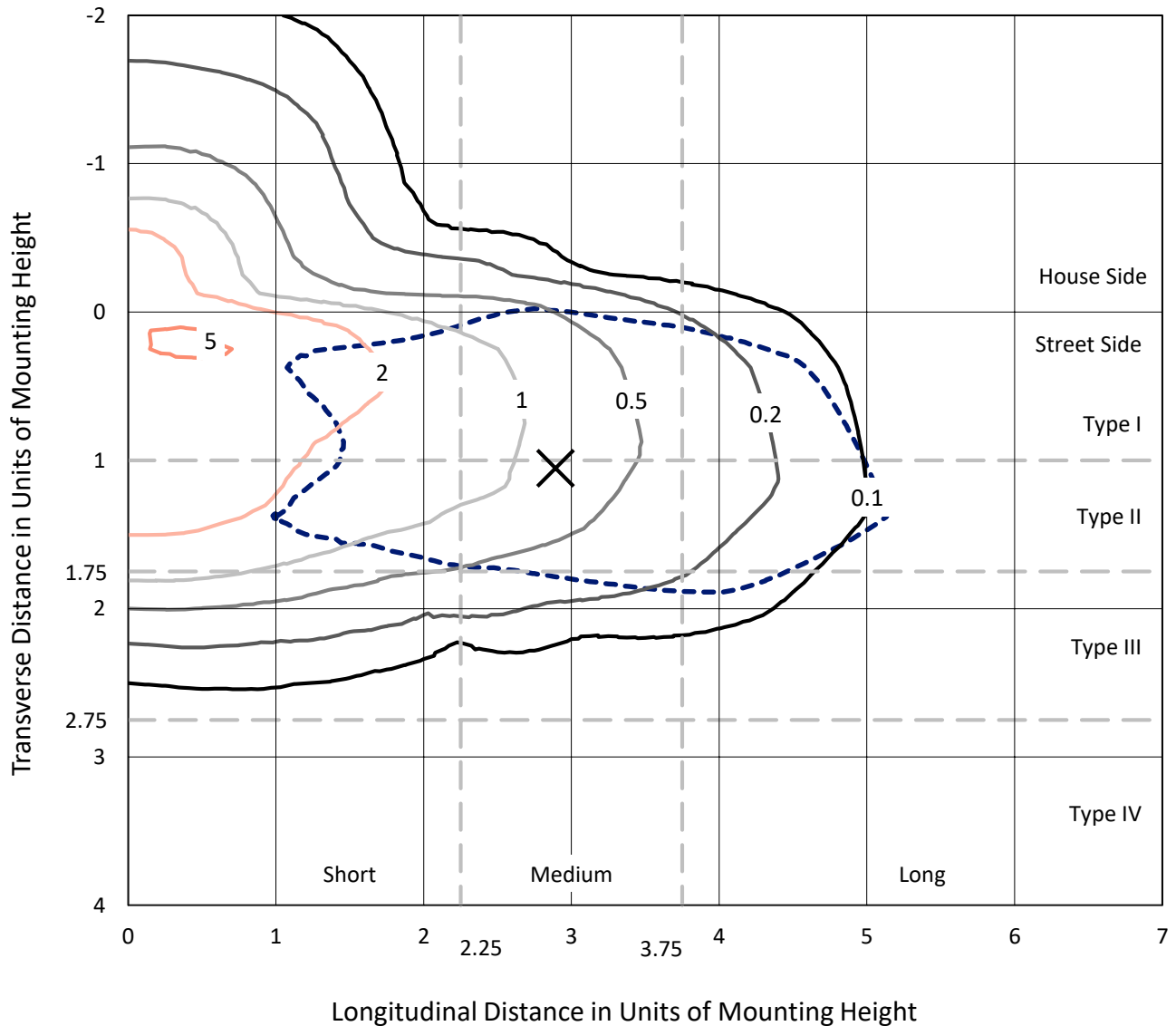
Input Watts (W): 25.4
Input Voltage (V): NR
Input Current (Ain): NR
Voltage Rise (V): NR
Power Factor: NR
Total Harmonic Distortion (THDi): NR
Frequency (hertz): 60
Stabilization Time: NR
Operation Time: NR
Ambient Temperature (°C): NR
Test Distance: 25 FT



REPORT NUMBER: P401100
 CATALOG NUMBER: ENT-SA1B-730-U-T2

Iso-Footcandle Lines of Horizontal Illumination

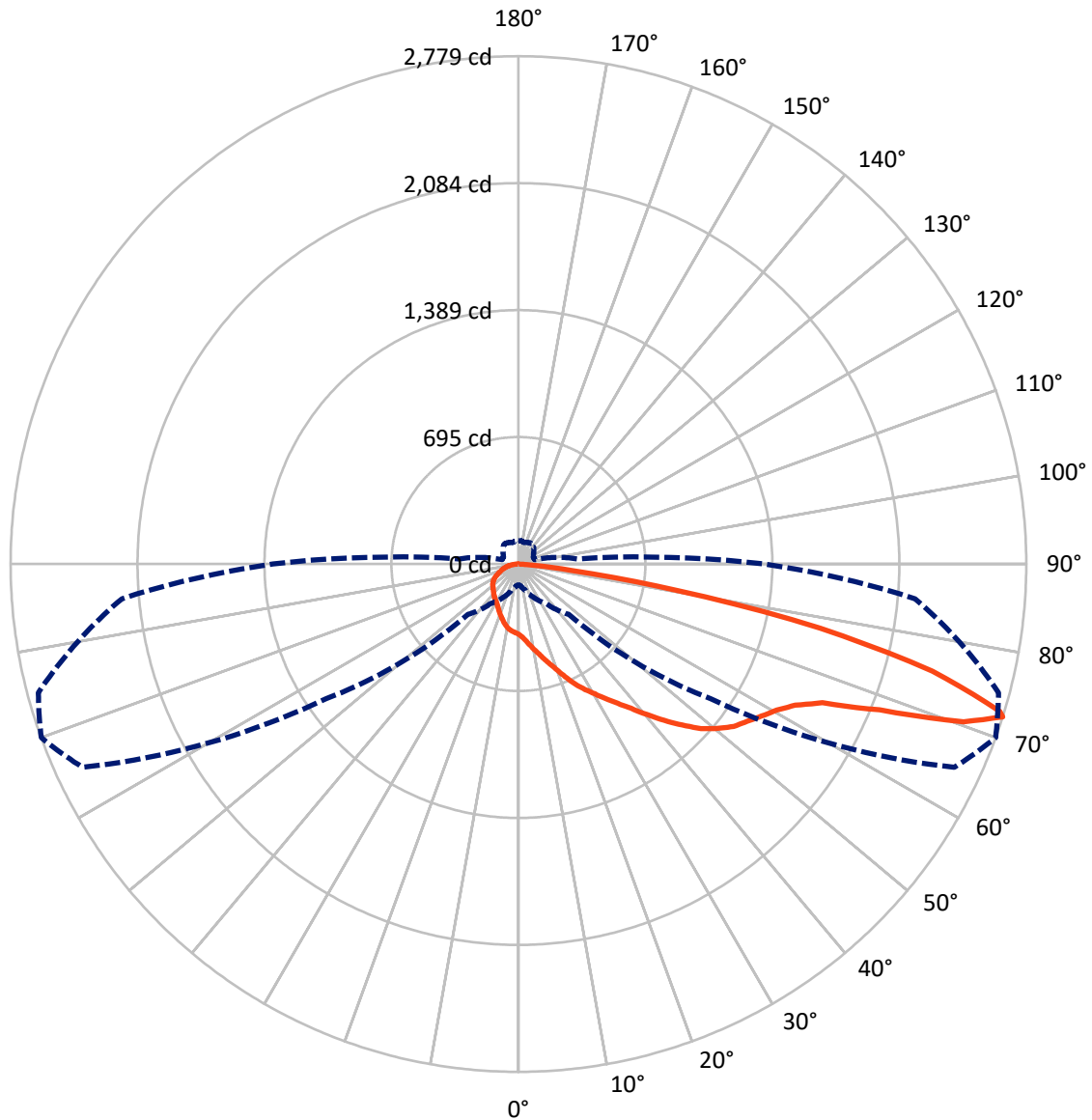
× Max cd
 - - - 1/2 Max cd



Based on 10 foot mounting height. Maximum calculated value = 5.4 fc
 Type III - Medium - Non-Cutoff

REPORT NUMBER: P401100
CATALOG NUMBER: ENT-SA1B-730-U-T2

Luminous Intensity Polar Plot



— Vertical Plane Through 70-Deg Lateral - - - Horizontal Cone Through 72-Deg Vertical

REPORT NUMBER: P401100

CATALOG NUMBER: ENT-SA1B-730-U-T2

FLUX DISTRIBUTION:

		Downward	Upward	Total
House Side	Lumens	577.3	0.0	577.3
	% Fixture	18.6	0.0	18.6
Street Side	Lumens	2529.7	0.0	2529.7
	% Fixture	81.4	0.0	81.4
Total	Lumens	3107.0	0.0	3107.0
	% Fixture	100.0	0.0	100.0

Coefficient of Utilization

ZONAL LUMENS:

Zone	Lumens	% Fixture
0°-10°	38.7	1.2
10°-20°	124.1	4.0
20°-30°	219.7	7.1
30°-40°	326.7	10.5
40°-50°	473.9	15.3
50°-60°	647.5	20.8
60°-70°	708.9	22.8
70°-80°	504.2	16.2
80°-90°	63.3	2.0
90°-100°	0.0	0.0
100°-110°	0.0	0.0
110°-120°	0.0	0.0
120°-130°	0.0	0.0
130°-140°	0.0	0.0
140°-150°	0.0	0.0
150°-160°	0.0	0.0
160°-170°	0.0	0.0
170°-180°	0.0	0.0
0°-90°	3107.0	100.0
0°-180°	3107.0	100.0



REPORT NUMBER: P401100

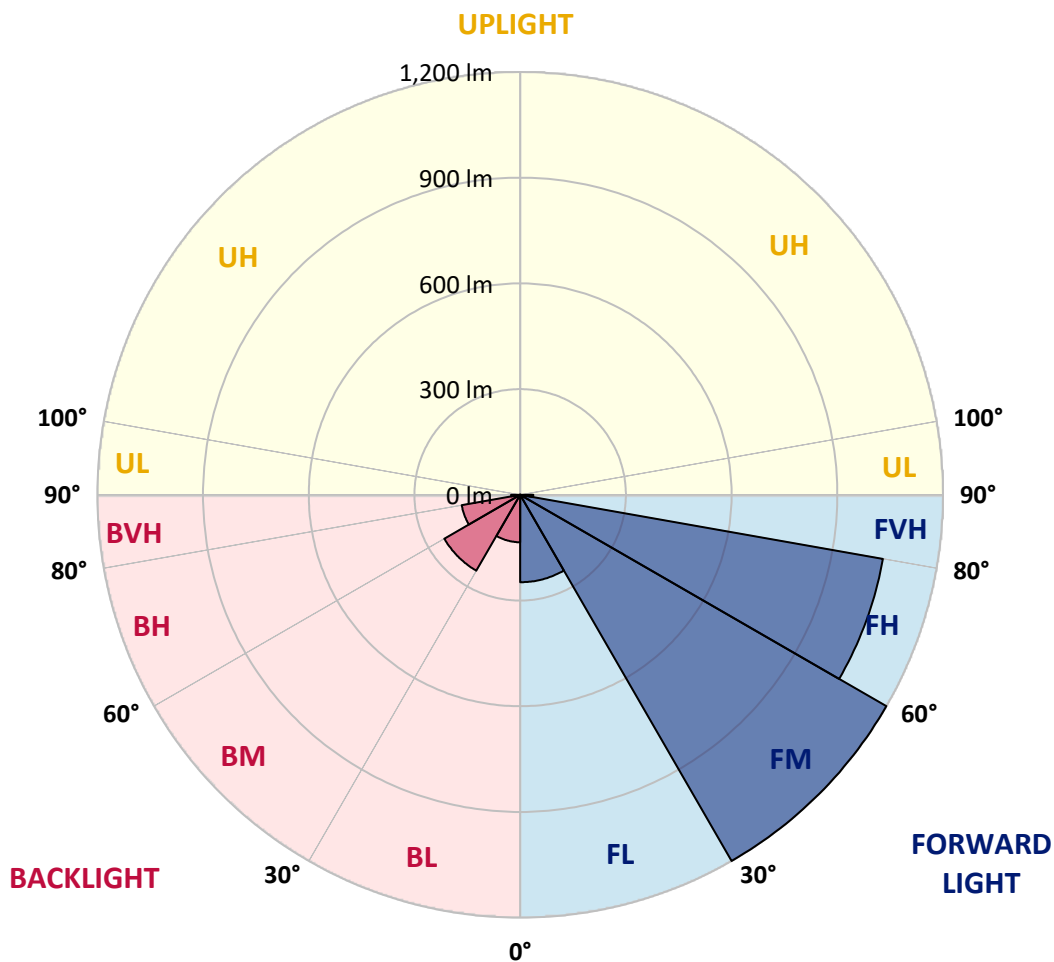
CATALOG NUMBER: ENT-SA1B-730-U-T2

LUMINAIRE CLASSIFICATION SYSTEM LUMEN TABLE AND BUG RATING:

Zone		Lumens	% Fixture	Zone Rating/Lumen Limit		
				B	U	G
FL	(0°-30°)	248.0	8.0			
FM	(30°-60°)	1199.5	38.6			
FH	(60°-80°)	1044.8	33.6			G1/1800
FVH	(80°-90°)	37.4	1.2			G1/100
BL	(0°-30°)	134.5	4.3	B1/500		
BM	(30°-60°)	248.6	8.0	B1/1000		
BH	(60°-80°)	168.3	5.4	B1/500		G1/500
BVH	(80°-90°)	25.9	0.8			G1/100
UL	(90°-100°)	0.0	0.0		U0/0	
UH	(100°-180°)	0.0	0.0		U0/0	

BUG Rating: B1-U0-G1

Type III Medium





REPORT NUMBER: P401100

CATALOG NUMBER: ENT-SA1B-730-U-T2

CANDELA DISTRIBUTION (FULL):

	0°	5°	15°	25°	35°	45°	55°	65°	70°	75°	85°
0°	384.8	384.8	384.8	384.8	384.8	384.8	384.8	384.8	384.8	384.8	384.8
2.5°	427.8	425.6	426.1	422.1	419.8	414.5	408.7	402.5	399.4	397.2	389.7
5°	469.5	469.5	471.3	468.2	459.8	450.9	440.7	426.9	421.2	413.2	398.1
7.5°	504.2	505.1	505.1	504.2	496.6	486.9	473.5	456.7	447.4	435.8	412.3
10°	521.9	524.1	525.9	527.2	526.4	520.6	505.5	488.2	475.3	460.2	428.7
12.5°	530.8	531.7	534.8	541.4	546.8	551.2	540.1	519.7	506.8	488.6	446.5
15°	540.6	540.6	543.7	552.1	562.3	574.3	573.0	557.0	543.2	520.6	469.1
17.5°	546.8	548.5	554.3	563.2	577.4	597.4	607.6	598.7	580.9	557.0	493.5
20°	543.2	544.5	556.1	573.4	591.6	617.3	643.1	643.1	626.2	598.7	520.6
22.5°	549.9	552.1	560.1	576.5	601.4	634.6	676.8	691.4	676.8	646.6	552.1
25°	575.6	574.7	581.4	588.0	609.3	650.6	705.7	743.4	730.1	696.8	582.7
27.5°	612.9	612.9	616.4	616.0	623.5	663.9	730.9	789.1	778.0	738.0	608.0
30°	655.9	656.8	655.9	655.5	654.2	682.1	753.6	829.9	824.1	784.6	631.1
32.5°	708.3	710.5	707.0	698.1	692.8	708.3	772.7	875.6	877.4	830.8	653.7
35°	774.0	777.5	764.2	751.4	738.0	745.2	794.9	918.7	936.4	883.2	681.2
37.5°	839.7	845.5	843.2	808.6	790.0	789.5	827.7	972.4	1002.1	951.5	720.3
40°	895.2	900.0	902.7	871.2	845.5	844.6	876.1	1028.3	1082.9	1030.1	766.5
42.5°	932.0	936.4	944.4	925.8	901.8	912.9	929.3	1083.8	1169.9	1125.9	823.3
45°	971.9	975.5	980.4	969.7	957.3	989.2	996.8	1145.5	1256.9	1228.9	889.8
47.5°	1014.5	1018.1	1020.8	1012.8	1008.3	1053.2	1062.9	1208.5	1344.7	1335.4	954.6
50°	1061.6	1062.9	1065.6	1061.6	1062.9	1111.3	1117.5	1264.0	1414.4	1446.4	1022.1
52.5°	1142.4	1144.1	1145.0	1125.9	1119.3	1148.1	1161.4	1323.0	1475.7	1538.7	1081.6
55°	1206.3	1212.5	1240.4	1228.0	1212.0	1174.3	1197.8	1370.5	1519.1	1624.8	1143.7
57.5°	1153.9	1168.1	1237.8	1296.4	1341.2	1251.1	1240.9	1419.3	1569.3	1698.9	1216.0
60°	1001.7	1022.5	1123.7	1245.8	1390.9	1427.3	1329.2	1480.1	1623.9	1776.1	1293.7
62.5°	694.6	715.9	855.7	1050.5	1307.0	1528.0	1571.1	1587.9	1699.8	1855.1	1394.9
65°	332.9	354.6	470.0	675.5	1032.3	1463.2	1852.9	1811.6	1827.6	1955.4	1544.0
67.5°	211.7	223.2	268.5	367.9	600.5	1139.7	1954.1	2257.2	2130.3	2186.6	1840.9
70°	154.9	157.6	196.6	254.7	356.4	665.7	1725.5	2683.7	2584.3	2578.1	2199.1
72°	114.5	118.9	149.1	203.3	263.6	389.2	1283.9	2631.8	2778.7	2719.6	2177.8
72.5°	107.8	111.4	137.6	192.2	249.0	341.7	1150.3	2571.4	2754.7	2723.6	2136.9
75°	78.6	81.2	94.1	136.7	192.6	197.9	614.2	1973.6	2339.3	2600.3	1937.2
77.5°	54.1	55.9	62.6	83.9	131.8	134.0	260.5	1347.4	1688.2	2079.2	1489.9
80°	32.8	33.7	37.7	45.7	83.9	79.4	107.4	704.3	881.0	1130.4	691.0
82.5°	13.8	14.2	16.4	18.2	35.5	37.7	43.5	229.9	291.6	353.3	199.3
85°	0.0	0.0	0.4	0.4	0.9	4.0	6.2	28.4	43.0	51.5	35.9
87.5°	0.0	0.0	0.4	0.4	0.4	0.9	0.9	1.3	1.8	1.8	2.7
90°	0.0	0.0	0.0	0.0	0.0	0.0	0.0	0.0	0.0	0.0	0.0



REPORT NUMBER: P401100

CATALOG NUMBER: ENT-SA1B-730-U-T2

CANDELA DISTRIBUTION (continued):

	90°	95°	105°	115°	125°	135°	145°	155°	165°	175°	180°
0°	384.8	384.8	384.8	384.8	384.8	384.8	384.8	384.8	384.8	384.8	384.8
2.5°	386.1	384.3	379.0	374.6	371.0	365.3	364.8	360.4	360.4	359.0	358.2
5°	392.3	386.6	375.9	366.1	359.0	350.6	346.6	341.7	338.6	336.8	337.3
7.5°	400.3	390.5	372.4	355.9	342.6	332.0	325.8	321.8	319.5	318.7	318.7
10°	411.4	396.3	366.6	341.7	324.9	316.9	313.8	313.3	313.8	314.2	314.7
12.5°	423.8	400.3	355.9	324.9	311.6	308.4	310.2	314.2	317.8	319.1	319.1
15°	436.7	403.0	341.3	309.3	301.3	304.5	310.7	318.2	324.0	327.5	328.4
17.5°	450.0	403.4	325.8	295.1	292.5	300.5	311.6	323.5	332.9	338.6	339.5
20°	464.2	402.5	307.6	282.3	283.6	296.9	312.4	328.9	341.3	348.8	349.7
22.5°	479.8	399.0	289.8	269.8	276.0	293.4	311.6	330.6	343.9	352.8	354.6
25°	494.8	391.9	272.1	258.7	270.7	289.8	307.1	323.5	336.4	344.8	347.1
27.5°	502.8	376.8	255.2	250.3	266.7	284.5	296.9	308.0	315.1	320.4	322.6
30°	504.2	355.5	241.4	244.5	262.3	276.9	284.0	285.8	284.5	286.3	284.0
32.5°	501.5	332.4	230.3	240.1	255.2	266.3	268.1	262.7	254.7	243.6	244.1
35°	499.7	307.1	221.5	233.9	245.9	253.0	249.9	241.4	226.3	213.0	212.1
37.5°	502.8	284.0	213.9	225.9	233.9	237.0	232.6	221.5	208.1	196.6	195.3
40°	511.7	267.2	206.8	217.0	221.0	223.2	217.9	208.1	202.8	194.4	193.1
42.5°	529.0	255.6	200.2	207.3	209.0	211.3	205.9	199.3	204.2	202.4	202.4
45°	553.0	250.3	194.4	197.9	199.7	203.3	200.2	194.4	199.7	189.5	187.7
47.5°	584.0	252.1	190.4	188.6	193.9	200.2	196.6	189.5	187.7	169.5	166.4
50°	616.9	261.4	186.4	181.1	187.7	196.2	191.7	180.6	170.0	160.7	158.9
52.5°	655.5	276.9	182.8	172.6	180.6	191.7	188.6	176.6	165.5	158.9	157.6
55°	698.1	292.0	178.4	162.9	171.3	190.4	189.5	174.0	159.3	156.2	155.3
57.5°	746.0	304.5	173.1	151.8	162.0	186.4	185.5	167.8	157.6	154.9	154.4
60°	806.0	319.1	163.8	138.9	152.7	178.9	178.0	164.7	153.6	151.3	150.5
62.5°	887.6	346.2	147.8	126.9	142.9	165.5	170.9	158.4	147.8	147.3	147.3
65°	1022.1	398.5	131.4	116.7	131.8	152.7	161.5	151.3	142.5	144.7	144.7
67.5°	1276.4	469.1	114.5	107.0	121.2	140.2	153.6	144.2	136.7	141.1	141.1
70°	1472.5	442.9	101.2	97.6	110.5	129.1	143.3	136.7	129.6	137.1	136.2
72°	1343.4	324.4	92.3	90.1	101.6	119.8	134.5	129.6	122.0	128.3	126.5
72.5°	1289.7	294.7	89.6	87.9	99.0	118.1	132.7	127.8	119.8	126.0	123.4
75°	1125.0	248.5	78.1	77.2	87.9	106.1	121.2	118.5	110.5	114.1	111.4
77.5°	931.1	209.5	65.7	67.5	75.0	94.5	109.2	106.5	99.0	98.5	98.1
80°	436.7	116.7	54.1	55.5	63.0	80.8	94.1	92.3	85.2	84.3	83.0
82.5°	126.5	55.9	41.7	42.6	50.6	66.1	80.8	79.9	74.6	73.2	70.1
85°	23.5	18.2	22.6	26.6	36.8	55.0	73.7	71.9	63.9	58.1	53.7
87.5°	1.3	3.6	7.5	12.9	23.5	41.3	59.5	58.1	51.0	43.9	44.4
90°	0.0	0.0	0.0	0.0	0.0	0.0	0.0	0.0	0.0	0.0	0.0

(END OF REPORT)